

MATHPUZZLE

Print both pages

Cut out the pictures of page 1

Glue the pictures onto the correct calculation

If all pictures are glued correctly, there is a picture which children can color.

Calculating until 20 without trading

Good for attention, visual and spatial perception, fine motorskills

Stephany Koujou - 2012

Worksheet is for non-commercial use in schools or at home

zensteph.blogspot.com

Picture: <http://cre8tive-hands.blogspot.de/>

Font: [Didact Gothic](#)

9



5

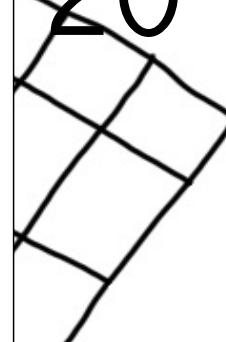


7

12



20

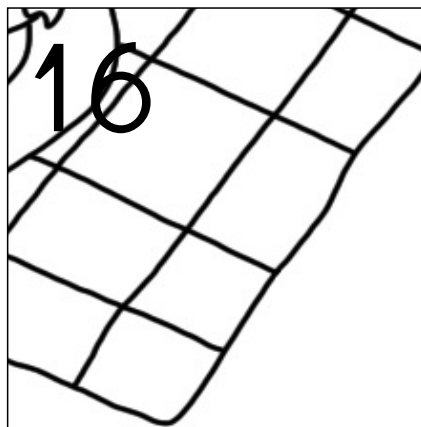


14



2

16




1




15


8




3



17



6



13



$4 + 4$

$5 + 1$

$7 + 2$

$11 + 1$

$3 + 4$

$3 + 2$

$1 + 2$

$10 + 3$

$14 + 3$

$19 + 1$

$1 + 1$

$12 + 2$

$0 + 1$

$12 + 4$

$13 + 2$